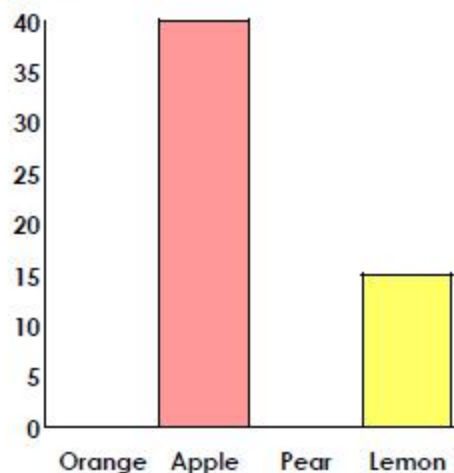


Bar Charts

4a. Use the information to complete the pictogram and the bar chart.

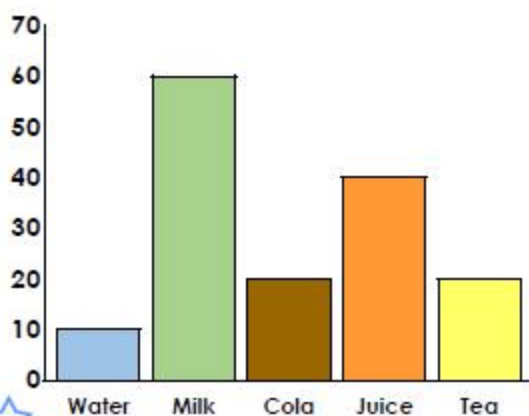
Fruit	Number of Children
Orange	
Apple	
Pear	
Lemon	

1 piece of fruit = 10 children



VF

5a. Use this bar chart to answer the questions about favourite drinks.



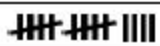



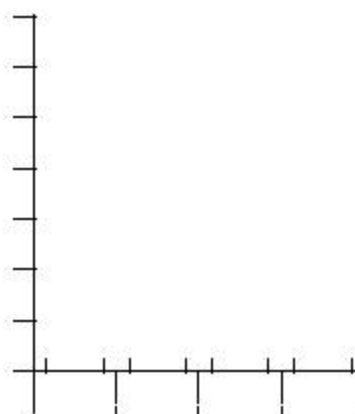
- A. How many children like cola?
- B. How many more children like milk than juice?
- C. How many children liked water and tea altogether?
- D. How many children were asked in total?



VF

6a. Create a bar chart using this tally chart. Write on the correct scale and labels.

Favourite Sports	Number of Children
Swimming	
Football	
Rugby	
Golf	



VF